

Brass Brushes

Shoe Handle Brush

FEATURES:

- 10" x 7/8"
- 3 x 16 Rows of Bristles
- Fine Brass Wire
- Wood Handle



PART NO.	PRICE EACH	
	1-24	25+
BWB-73800	\$6.85	\$6.65

Curved Handle Brush

FEATURES:

- 13" x 7/8"
- 3 x 19 Rows of Bristles
- Fine Brass Wire
- Wood Handle



PART NO.	PRICE EACH	
	1-24	25+
BWB-73810	\$6.55	\$6.35

Curved Handle Brush

FEATURES:

- 8⁵/₈" x 1/2"
- 2 x 9 Rows of Bristles
- Brass Wire
- Wood Handle



PART NO.	PRICE EACH	
	1-24	25+
BWB-73844	\$2.75	\$2.50

Tooth Brush

FEATURES:

- 7⁷/₈" x 1/2"
- 3 x 7 Rows of Bristles
- Fine Brass Wire
- Wood Handle




PART NO.	PRICE EACH	
	1-24	25+
BTB-37	\$1.65	\$1.50

Hand Brush


FEATURES:

- 2¹/₂" x 4¹/₄"
- 10 x 16 Rows of Bristles
- Brass Wire
- Wood Block



PART NO.	PRICE EACH	
	1-24	25+
BWB-73850	\$10.50	\$9.45

Bore Cleaning Brushes



FEATURES:

- Double Spiral - Double Stem
- High Carbon Steel Bristles

DIMENSIONS:

- Brush Length: 4½"
- Overall Length: 8"
- Thread Size: ¼" NPT

ORDERING NOTE: Order bore brushes the same size as your barrel I.D. All brushes are slightly oversized to ensure proper surface contact.

AMERICAN SIZES (Inches)		
PART NO.	BARREL DIA.	PRICE EACH
BB-34	¾"	\$8.35
BB-1	1"	\$7.63
BB-114	1¼"	\$10.15
BB-138	1⅜"	\$7.60
BB-112	1½"	\$7.75
BB-158	1⅝"	\$7.60
BB-134	1¾"	\$9.20
BB-2	2"	\$7.80
BB-218	2⅛"	\$10.60
BB-214	2¼"	\$8.05
BB-212	2½"	\$7.40
BB-234	2¾"	\$9.50
BB-3	3"	\$7.90
BB-314	3¼"	\$9.30
BB-312	3½"	\$10.50
BB-334	3¾"	\$9.60
BB-4	4"	\$8.90
BB-414	4¼"	\$10.55
BB-412	4½"	\$10.55

METRIC SIZES (Millimeters)		
PART NO.	BARREL DIA.	PRICE EACH
BB-18	18mm	\$9.70
BB-20	20mm	\$9.70
BB-22	22mm	\$9.70
BB-25	25mm	\$9.70
BB-28	28mm	\$9.70
BB-30	30mm	\$10.15
BB-32	32mm	\$10.15
BB-35	35mm	\$10.15
BB-36	36mm	\$10.15
BB-38	38mm	\$10.15
BB-40	40mm	\$10.15
BB-50	50mm	\$10.15
BB-55	55mm	\$10.55
BB-57	57mm	\$10.55
BB-60	60mm	\$10.70
BB-63	63mm	\$11.10
BB-64	64mm	\$11.10
BB-65	65mm	\$11.40
BB-69	69mm	\$11.50
BB-70	70mm	\$11.50
BB-80	80mm	\$11.85
BB-90	90mm	\$12.00
BB-105	105mm	\$12.10

Bore Brush Extension Rod



FEATURES:

- 4' or 6' Twisted Steel Rod with Fittings
- Thread Size: Male ¼" NPT

PART NO.	PRICE EACH
ROD-4	\$8.55
ROD-6	\$14.05

T-Handle Extension



FEATURES:

- Designed for Use with Twisted Steel Extension Rod
- Dimensions: 4" x 2½"
- Thread Size: Male ¼" NPT

PART NO.	PRICE EACH
T-HANDLE	\$8.45

Brass Tube Cleaning Brushes



Power Driven

Quickly removes rust, plastic and other unwanted residue from those hard-to-reach areas. Single spiral.

IDEAL FOR USE ON:

- ✓ Nozzles
- ✓ Cartridge Heater Holes
- ✓ Mold Cavity Holes

PART NO.	BRUSH DIA.	O.A.L.	WIRE SIZE	PRICE EACH
BWB-330450	1/4"	12"	.005"	\$4.30
BWB-330640	3/8"	12"	.006"	\$4.70
BWB-330820	1/2"	12"	.006"	\$4.65
BWB-331040	5/8"	12"	.008"	\$4.75
BWB-331250	3/4"	12"	.008"	\$5.00



Hand Held

For manual or hand cleaning applications. Ideal for internal cleaning in hard-to-reach areas.

IDEAL FOR USE ON:


- ✓ Nozzles
- ✓ Cartridge Heater Holes
- ✓ Mold Cavity Holes

PART NO.	BRUSH DIA.	BRUSH LENGTH	O.A.L.	WIRE SIZE	PRICE EACH
BTB-0018	1/8"	1"	6"	.003"	\$1.80
BTB-0316	3/16"	1 1/2"	7"	.003"	\$1.80
BTB-0014	1/4"	1 1/2"	7"	.003"	\$1.85
BTB-0516	5/16"	1 1/2"	7"	.004"	\$1.80
BTB-0038	3/8"	2"	8"	.006"	\$1.95
BTB-0716	7/16"	2"	8"	.006"	\$1.90
BTB-0012	1/2"	2"	8"	.006"	\$2.10
BTB-0916	9/16"	2 1/2"	9"	.005"	\$2.35
BTB-0058	5/8"	2 1/2"	9"	.005"	\$2.50
BTB-1116	11/16"	2 1/2"	9"	.005"	\$2.45
BTB-0034	3/4"	2 1/2"	9"	.005"	\$2.80
BTB-1316	13/16"	3"	10"	.005"	\$2.90
BTB-0078	7/8"	3"	10"	.005"	\$2.90
BTB-1516	15/16"	3"	10"	.005"	\$3.15
BTB-1000	1"	3"	10"	.005"	\$3.25

Single Spiral Tube Brushes

IDEAL FOR USE ON:

- ✓ Nozzles*
- ✓ Cartridge Heater Holes
- ✓ Ejector Pin Holes



PART NO.	DESCRIPTION	O.D.	O.A.L.	O.D. THREAD	I.D. THREAD	PRICE EACH
NB-12	Steel Bristles*	1/2"	7 1/2"	1/8"NPT	5/16"-18	\$5.85
NB-12B	Brass Bristles					\$5.55

*Steel bristles not recommended for use on nozzles manufactured from soft materials. Use steel bristle brushes on thru-hardened, heat treated nozzles only.

Brass Cup Brushes

Designed For Polishing & Cleaning Large-Area Flat Surfaces and Complex Convulated Surfaces

FEATURES:

- Heavy Duty Brush Construction
- Won't Flatten or Spread During Use
- Maximum Wire Density
- Great for Mold & Die Cavities

PART NO.	DIAMETER	WIRE SIZE	SHANK DIA.	TRIM LENGTH	PRICE EACH
BCB-73460	1 3/4"	.0060"	1/4"	3/4"	\$10.60
BCB-73461	1 3/4"	.0118"	1/4"	3/4"	\$10.60
BCB-73469	2"	.0118"	1/4"	13/16"	\$11.50
BCB-73478	2 1/2"	.0118"	1/4"	7/8"	\$11.85



Copper Center Brass Brushes (Wire Wheel)

Low-Cost, Small Diameter Brush for Light Duty, High Speed Cleaning & Polishing


FEATURES:

- High-Density Bristle Fill for Maximum Surface Contact
- High Speed Efficiency per Thousand rpm with Portable or Fixed Power Tools
- Designed to Operate at 20,000 rpm
- Available in Standard Diameters up to 3"

PART NO.	DIAMETER	WIRE SIZE	ARBOR HOLE	FACE WIDTH	PRICE EACH
CCBB-71883	2"	.0055"	1/2"	1/4"	\$6.00
CCBB-71884	2"	.0118"	1/2"	1/4"	\$7.45
CCBB-29436	3"	.0060"	1/2"	3/8"	\$9.50
CCBB-71886	3"	.0140"	1/2"	1/4"	\$10.45
CCBB-71887*	4"	.0055"	5/8"	9/32"	\$14.30

Metal Drivers not included in price.

**Requires Plastic Adapter below.*



Metal Driver



PART NO.	FITS ARBOR	THREAD LENGTH	STEM SIZE	PRICE EACH
MD-71878	1/2"	1"	1/4"	\$5.25

Plastic Adapter



PART NO.	O.D.	I.D.	PRICE EACH
PA-71872	5/8"	1/2"	\$.95

Metal Driver and Plastic Adapter for use with all Copper Center Brass Brushes above. (Not included in brush price.)